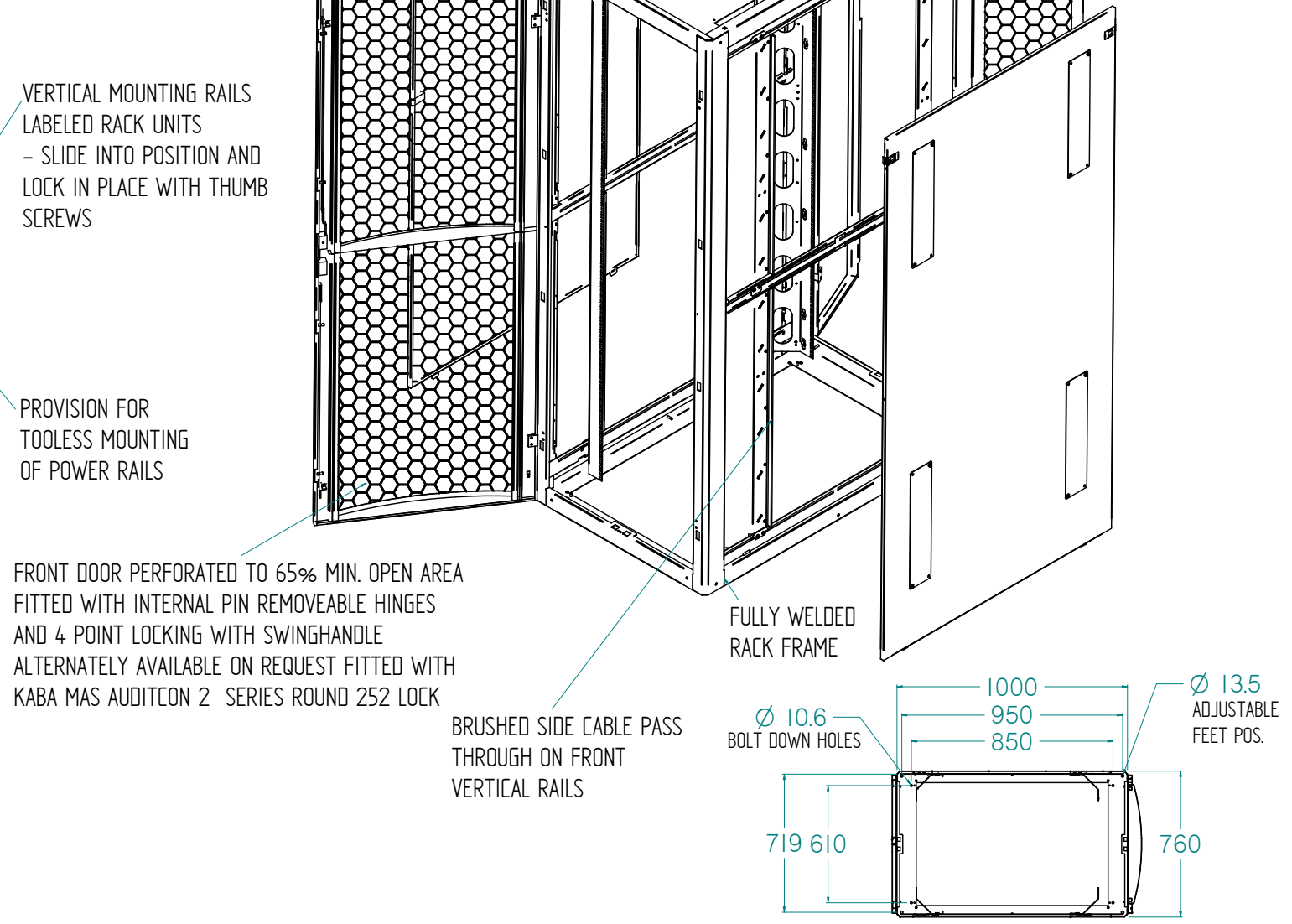
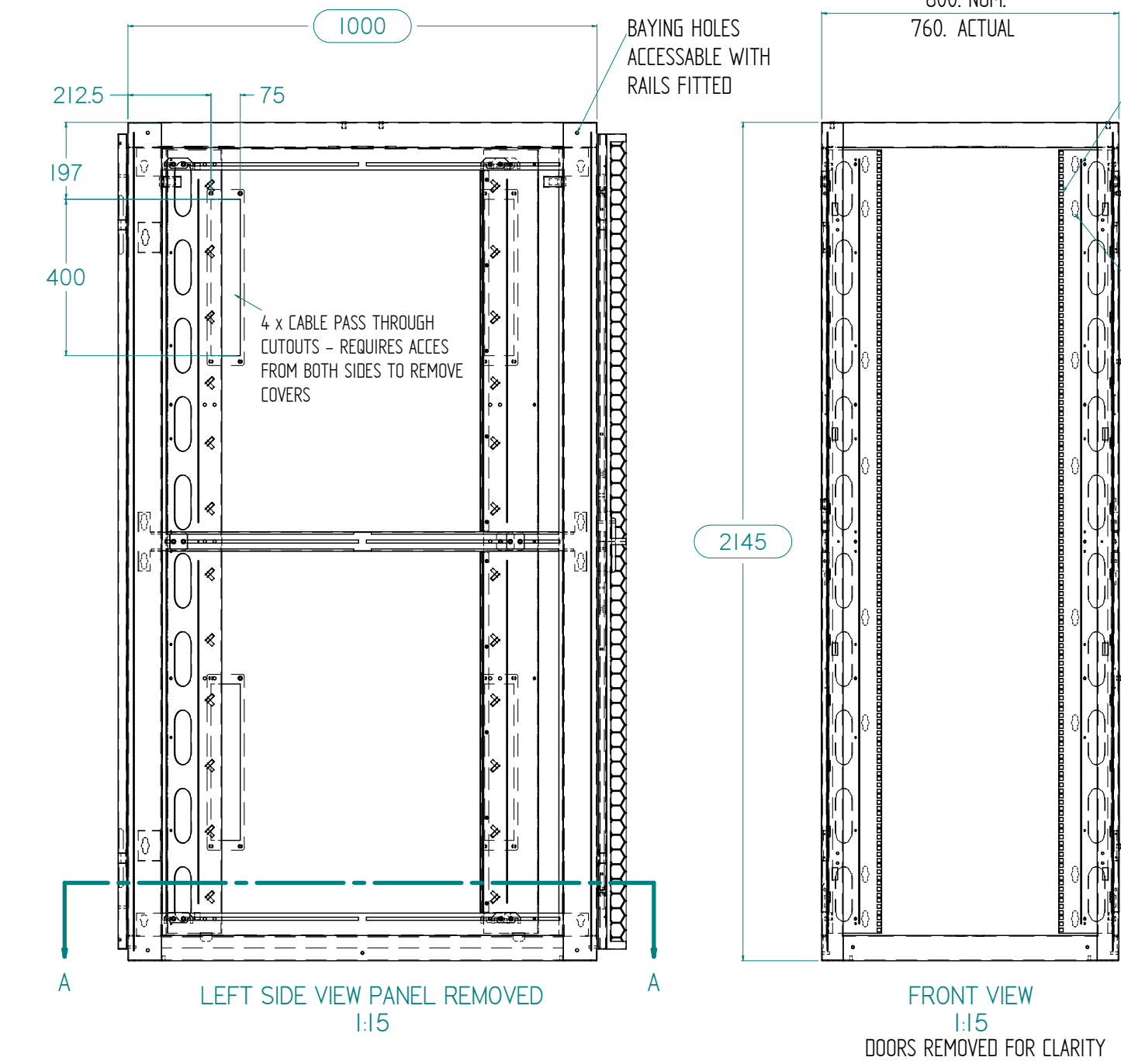
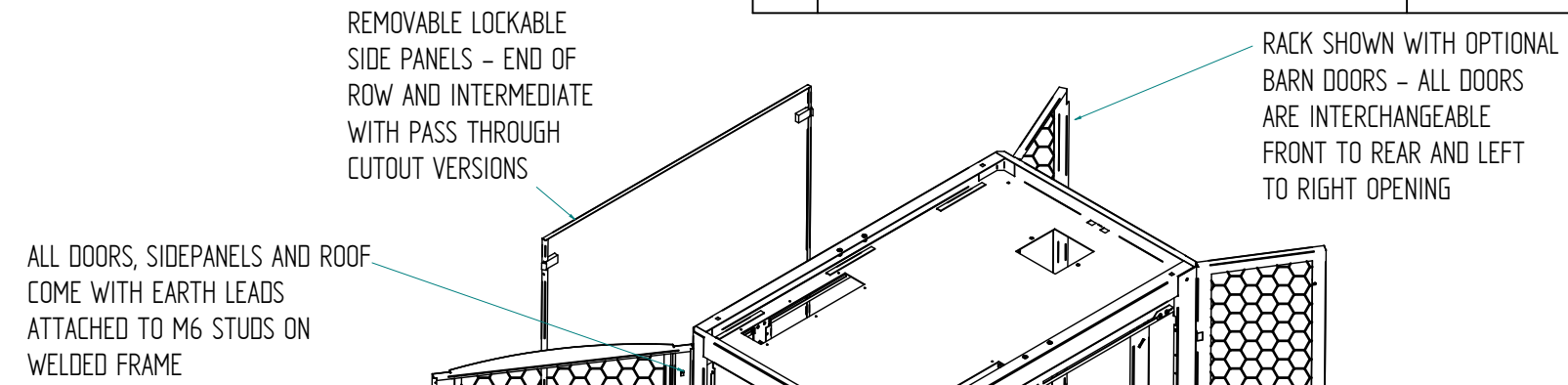


| REV. | REVISION HISTORY | DATE |
|------|--------------------------|------------|
| 0 | FIRST PRODUCTION RELEASE | 15/06/2011 |



SECTION A-A
1:33
RACK FOOT PRINT DETAIL

NOTE: ALL DIMENSIONS EXTERNAL UNLESS NOTED OTHERWISE

| | | | | | | |
|---|-------------|-------------------------|--|-----------------------------------|---------------------|--|
| CRS | DRAWN BY: | INITIAL | TOLERANCES TOLERANCES SET BY NUMBER OF DECIMAL PLACES. ie: 1 decimal - 0.0 = +/- 0.5mm 2 decimals - 0.00 = +/- 0.15mm ANGLES +/- 0.5 deg. ○ DENOTES CRITICAL DIMENSION | MATERIAL | FINISH | TEXTURE BLACK POWDERCOAT VERTICAL RAILS SATIN BLACK |
| | CHECKED BY: | INITIAL | | PROJECT | SYD-3 CONFIGURATION | |
| <small>FLAT PATTERN DISCLAIMER</small> AS INDIVIDUAL MANUFACTURERS TOOLING MAY VARY WIDELY IT IS THE MANUFACTURERS RESPONSIBILITY TO DETERMINE CORRECT FLAT SIZES OR WHETHER THE SUPPLIED FLAT DIMENSIONS ARE ACCURATE | | SHEET 1 OF 1 AS 1100 | | DRAWING NO. CRS-3380 FILENAME: | | TITLE AIRFLOW RACK ASSY. 45RU 800 X 1000 |
| <small>THIS DRAWING AND ALL INFORMATION AND DESIGNS WITHIN ARE THE PROPERTY OF C.R.S. THE USE OF THE DESIGNS, COPYING IN WHOLE OR PART IS FORBIDDEN WITHOUT THE WRITTEN PERMISSION OF C.R.S. COPYRIGHTS RESERVED.</small> | | | | | | REV. 0 DATE 15/06/2011 |