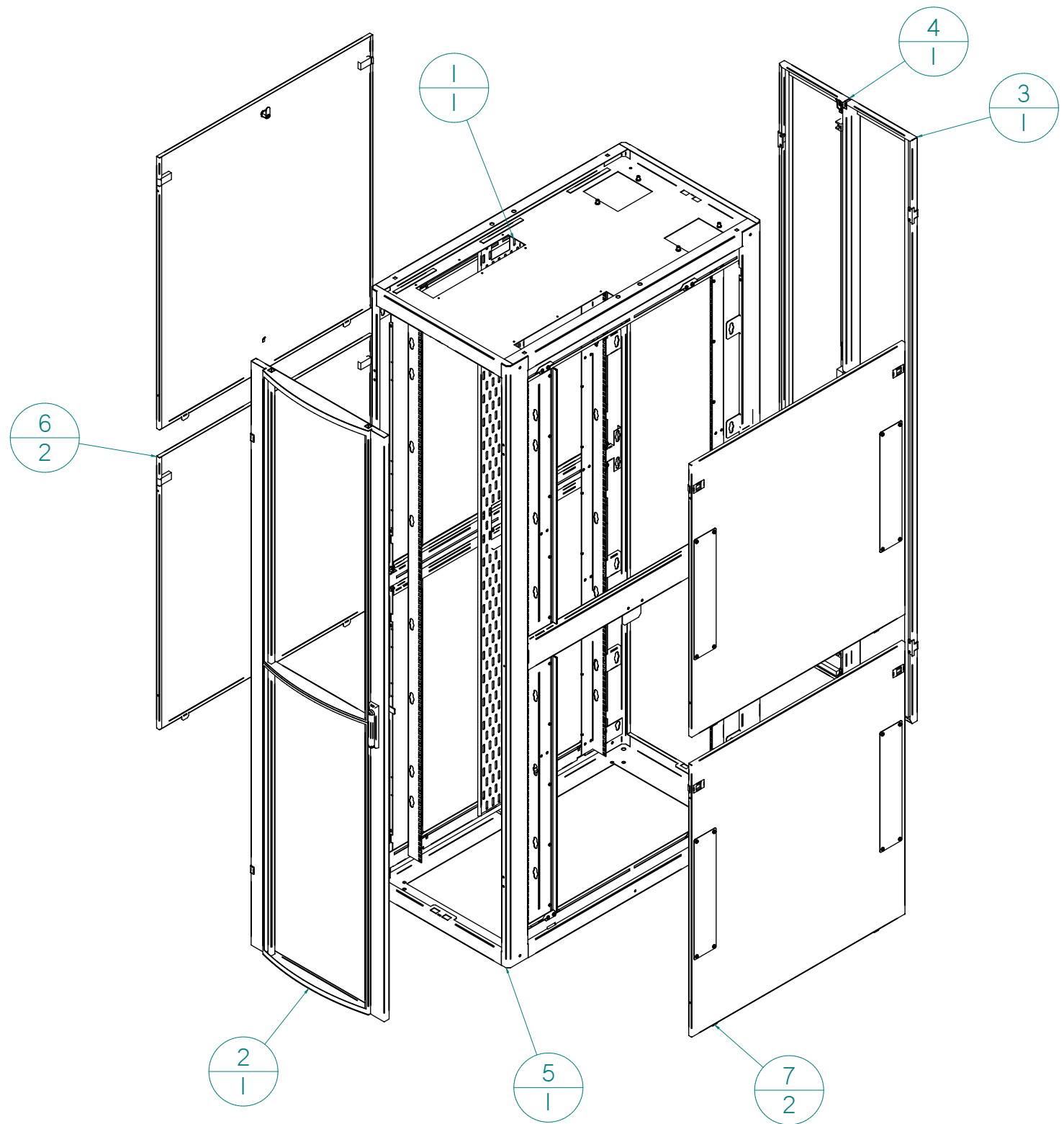
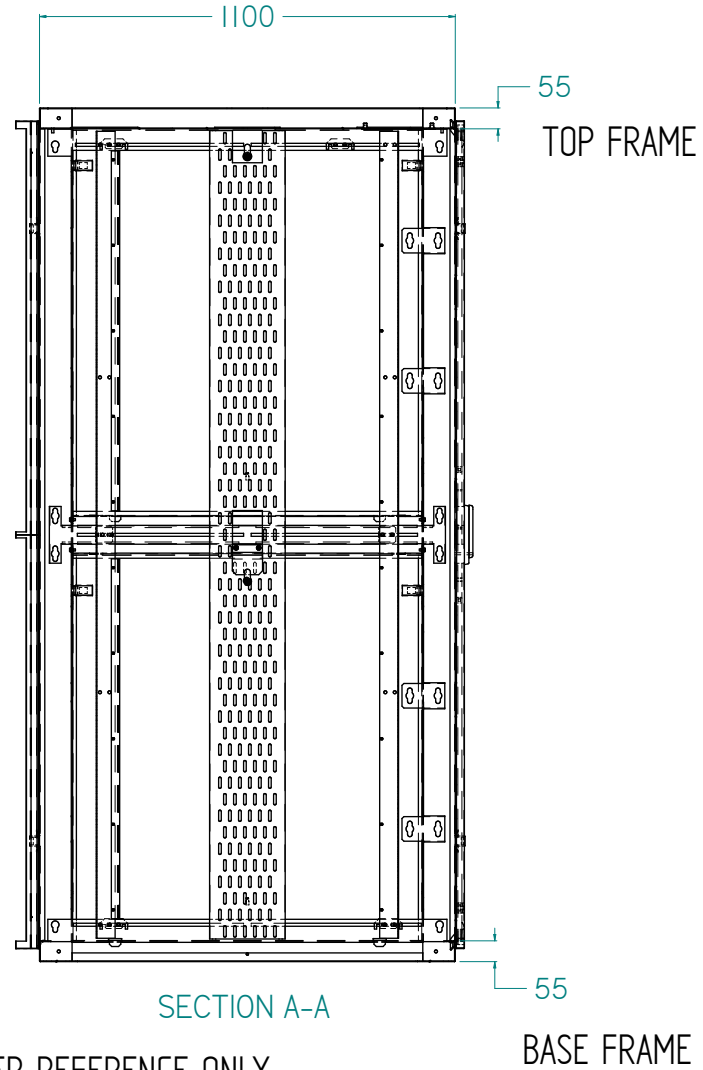
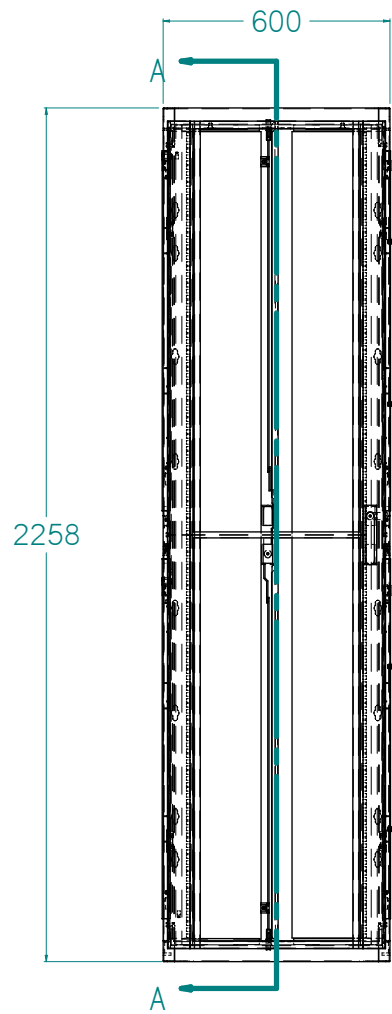
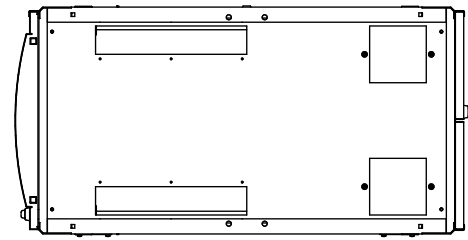


REV.	REVISION HISTORY	DATE
0	FIRST PRODUCTION RELEASE	28/09/2012



THIS DRAWING IS FOR PART NUMBER REFERENCE ONLY  
AND PARTS MAY NOT BE REQUIRED IN QUANTITIES ON BOM

Item	Document Number	Rev.	Title	Quantity
1	CRS-1595	0	200 X 49RU CABLE TRAY	1
2	CRS-3650	1	DOVE DOOR 48RU X 600 AF CO	1
3	CRS-3654	0	BARN DOOR-LIP 48RU X 600-COMBO AIRFLOW	1
4	CRS-3655	0	BARNDOOR LOCK 48RU X 600 AF COMBO	1
5	CRS-4358	0	48RU-600 X 1100 WELDED FRAME AF CO	1
6	CRS-4361	0	48RU X 1100 HALFSIDE PANEL	2
7	CRS-4362	0	48RUX1100 HALFSIDE PANEL-INTERMEDIATE	2

ALL DIMENSIONS EXTERNAL UNLESS NOTED OTHERWISE

<b>CRS</b>	<b>DRAWN BY:</b>	INITIAL	<b>TOLERANCES</b> TOLERANCES SET BY NUMBER OF DECIMAL PLACES, ie: 1 decimal - 0.0 = +/- 0.5mm 2 decimals - 0.00 = +/- 0.15mm ANGLES +/- 0.5 deg. ○ DENOTES CRITICAL DIMENSION	MATERIAL	FINISH SEE ORDER FOR COLOUR
	<b>CHECKED BY:</b>	INITIAL		PROJECT 48RU 600 X 1100 COMBO AIRFLOW	<b>A3</b>
<small>FLAT PATTERN DISCLAIMER</small> AS INDIVIDUAL MANUFACTURERS TOOLING MAY VARY WIDELY IT IS THE MANUFACTURERS RESPONSIBILITY TO DETERMINE CORRECT FLAT SIZES OR WHETHER THE SUPPLIED FLAT DIMENSIONS ARE ACCURATE		<b>SHEET 1 OF 1</b> AS 1100		DRAWING NO. <b>CRS-4357</b> FILENAME: CRS-4357_FINAL-ASSY-48RU600X1100-AFC0.dwg	
<small>THIS DRAWING AND ALL INFORMATION AND DESIGNS WITHIN ARE THE PROPERTY OF C.R.S. THE USE OF THE DESIGNS, COPYING IN WHOLE OR PART IS FORBIDDEN WITHOUT THE WRITTEN PERMISSION OF C.R.S. COPYRIGHTS RESERVED.</small>			TITLE <b>FINAL-ASSY-48RU 600 X 1100 AIFLOW COMBO</b>		REV. <b>0</b> DATE <b>29/09/2012</b>