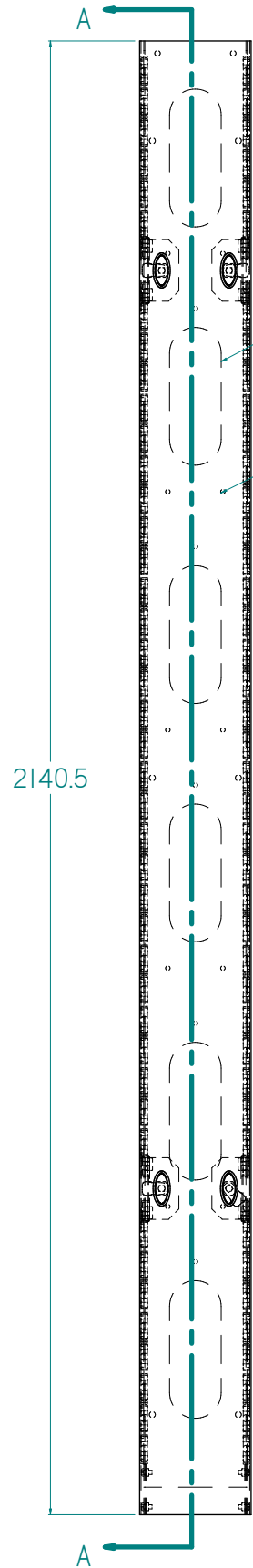
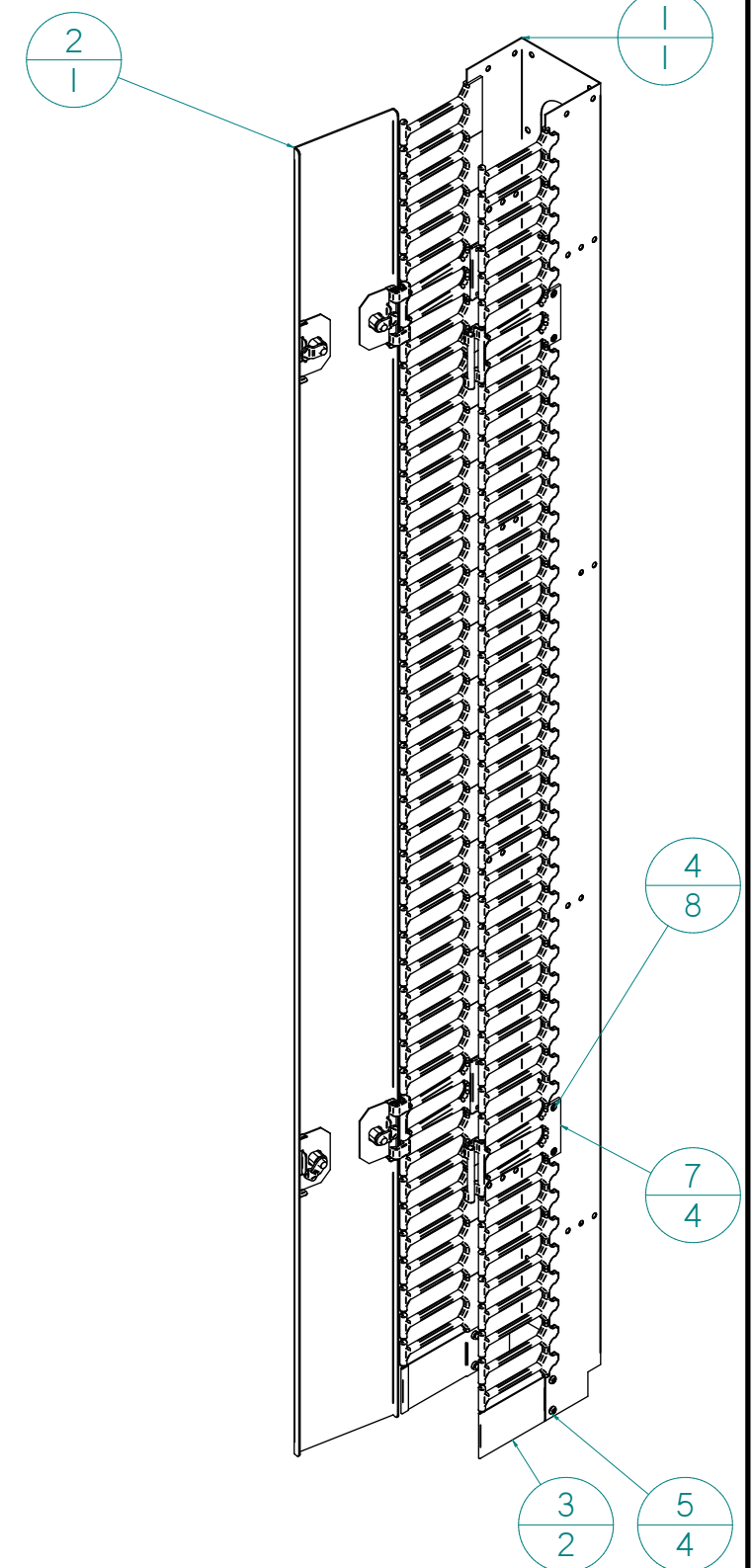
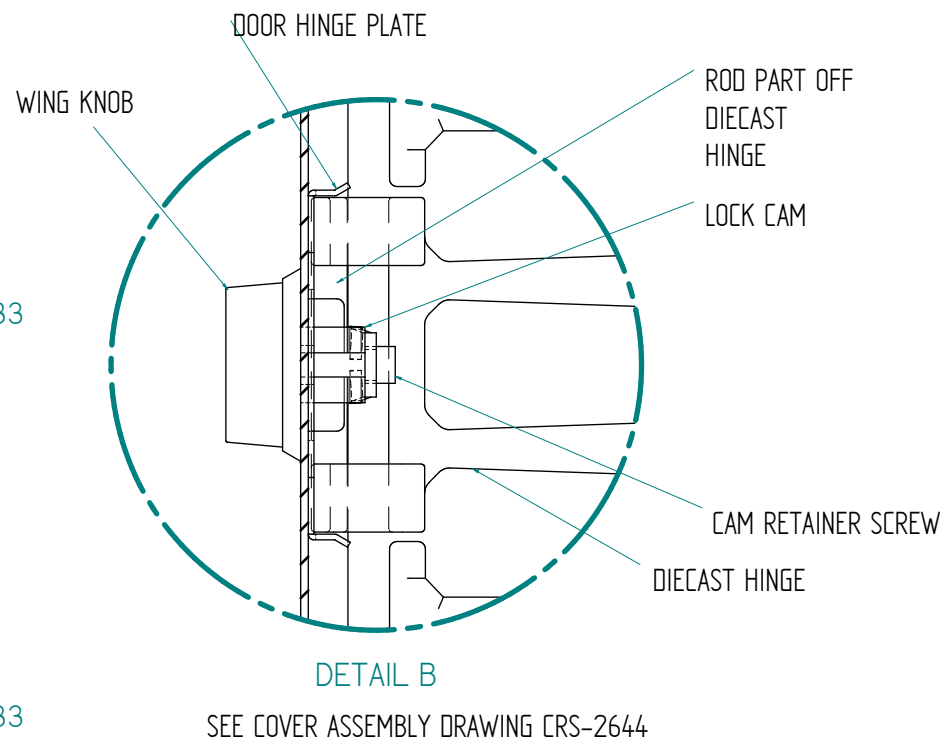
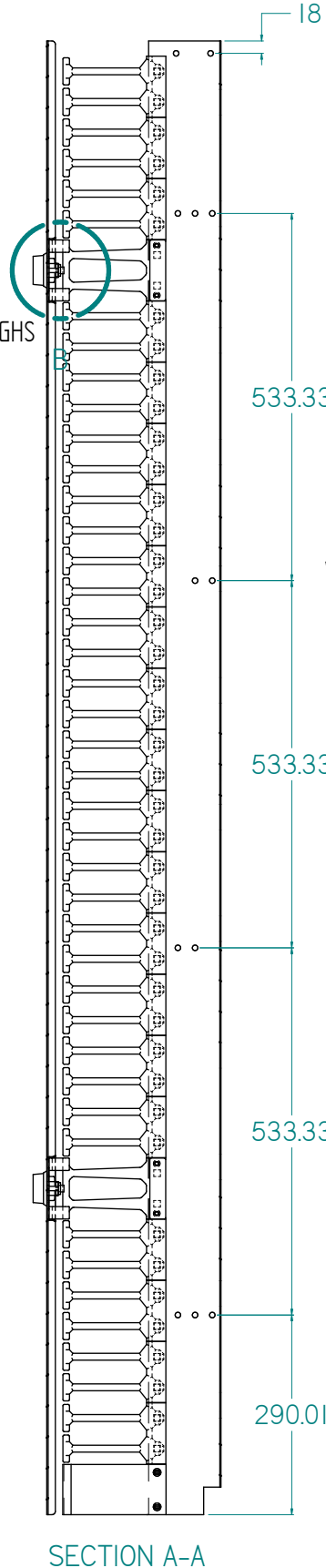


| REV. | REVISION HISTORY | DATE |
|------|--------------------------|-----------|
| 0 | FIRST PRODUCTION RELEASE | 1/07/2011 |

| Item Number | Document Number | Revision | Title | Material | Quantity |
|-------------|--------------------------------|----------|---|--------------------|----------|
| 1 | CRS-2643 | 0 | 150 WIDE 45RU EXTENDED LONGFNGR CHANNEL | 1.5 MS | 1 |
| 2 | CRS-2644 | 0 | 150 WIDE EXTENDED DUCT COVER | | 1 |
| 3 | CRS-2648 | 0 | LOWER DUCT BLANKING PLATE | | 2 |
| 4 | M6 X 10 SOCKET HD C/SUNK SCREW | ---- | M6 X 10 SOCKET HD C/SUNK SCREW | Mild Steel ZP | 8 |
| 5 | M6 X 16 PAN POZI ZP | 0 | SCREW M6 X 16 PAN POZI ZP | Mild Steel | 4 |
| 6 | SYC-001 | 3 | 2RU DEEP CABLE MANAGER | GRP-FLEXIBLE | 42 |
| 7 | SYC-003-SUPPLIED BY CRS | 0 | ZINC HINGE DUCT | DIECAST ZINC ALLOY | 4 |



CABLE PASS THOUGHTS ON REAR FACE
SPOOL HOLES REAR FACE



| | | | | | | | |
|--|--------------------|-------------------------|--|---|--------|--|--------------------|
| CRS | DRAWN BY: | INITIAL | TOLERANCES TOLERANCES SET BY NUMBER OF DECIMAL PLACES, ie: 1 decimal - 0.0 = +/- 0.5mm 2 decimals - 0.00 = +/- 0.15mm ANGLES +/- 0.5 deg. ○ DENOTES CRITICAL DIMENSION | MATERIAL | FINISH | PROJECT 2 POST PATCHING RACKS | A3 |
| | CHECKED BY: | INITIAL | | | | | |
| FLAT PATTERN DISCLAIMER AS INDIVIDUAL MANUFACTURERS TOOLING MAY VARY WIDELY IT IS THE MANUFACTURERS RESPONSIBILITY TO DETERMINE CORRECT FLAT SIZES OR WHETHER THE SUPPLIED FLAT DIMENSIONS ARE ACCURATE | | SHEET 1 OF 1 AS 1100 | | DRAWING NO. CRS-2642 | | FILENAME: CRS-2642_EXTNDD150LGRNGRDCCT-ASSY.asm | |
| THIS DRAWING AND ALL INFORMATION AND DESIGNS WITHIN ARE THE PROPERTY OF C.R.S. THE USE OF THE DESIGNS, COPYING IN WHOLE OR PART IS FORBIDDEN WITHOUT THE WRITTEN PERMISSION OF C.R.S. COPYRIGHTS RESERVED. | | | | TITLE 45RUX150 WIDE-EXTENDED DUCT ASSY. | | REV. 0 | DATE 21/10/2013 |