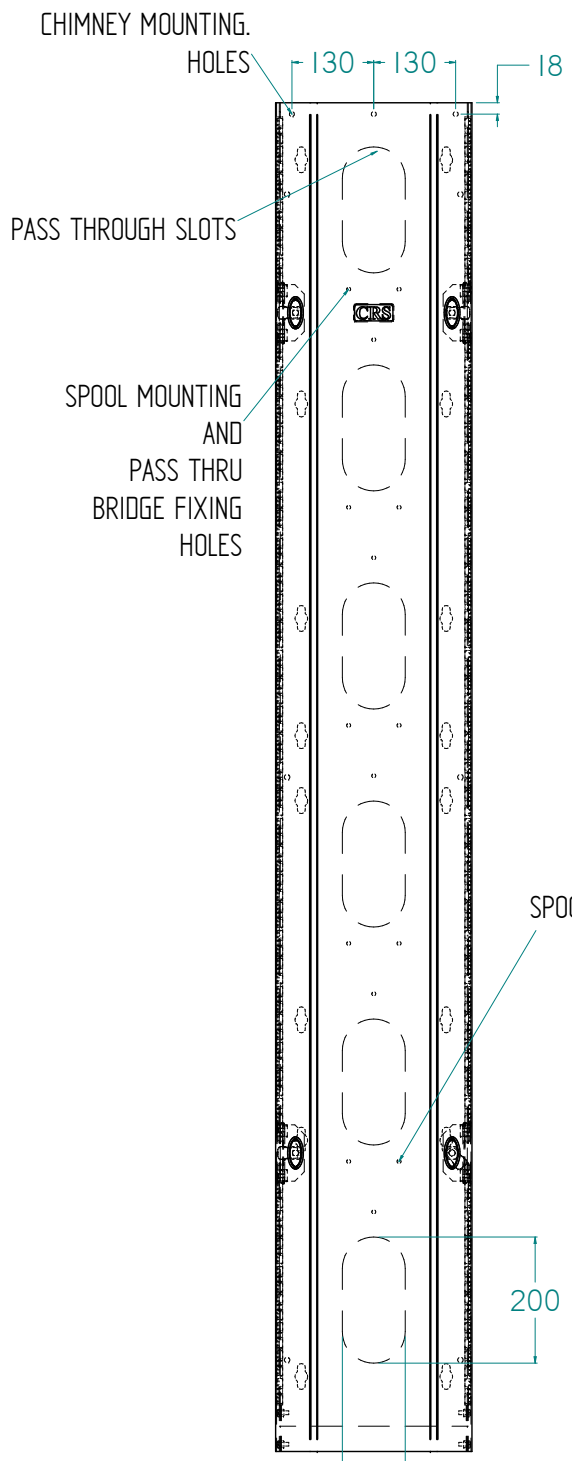


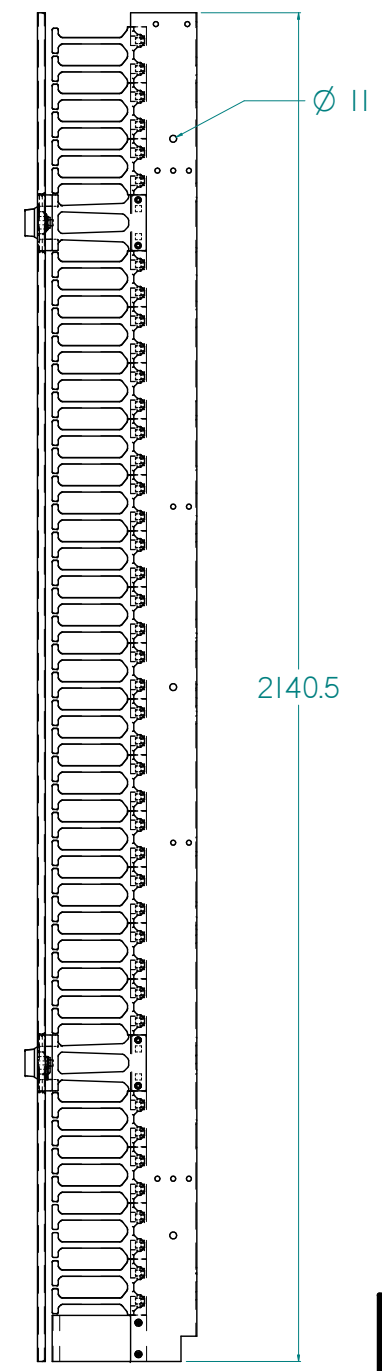
TOP VIEW I:12

Item	Document No.	Rev.	Title	Material	Qty.
1	CRS-2648.	0	LOWER DUCT BLANKING PLATE		2
2	CRS-5315	0	300W X 45RU EXTENDED DUCT COVER		1
3	CRS-8013	0	45RU 300 WIDE CHANNEL WITH KEYWAY	1.5 M.S	1
4	M6 X 10	----	M6 X 10 SOCKET HD C/SUNK SCREW	Mild Steel ZP	8
5	M6 X 12 PAN		M6 X 12 PAN POZI ZP		4
6	SYC-001	3	SYCOP 2RU LONG FINGER CABLE MANAGER	PLASTIC	42
7	SYC-003-SUP	0	ZINC HINGE DUCT	DIECAST ZINC	4

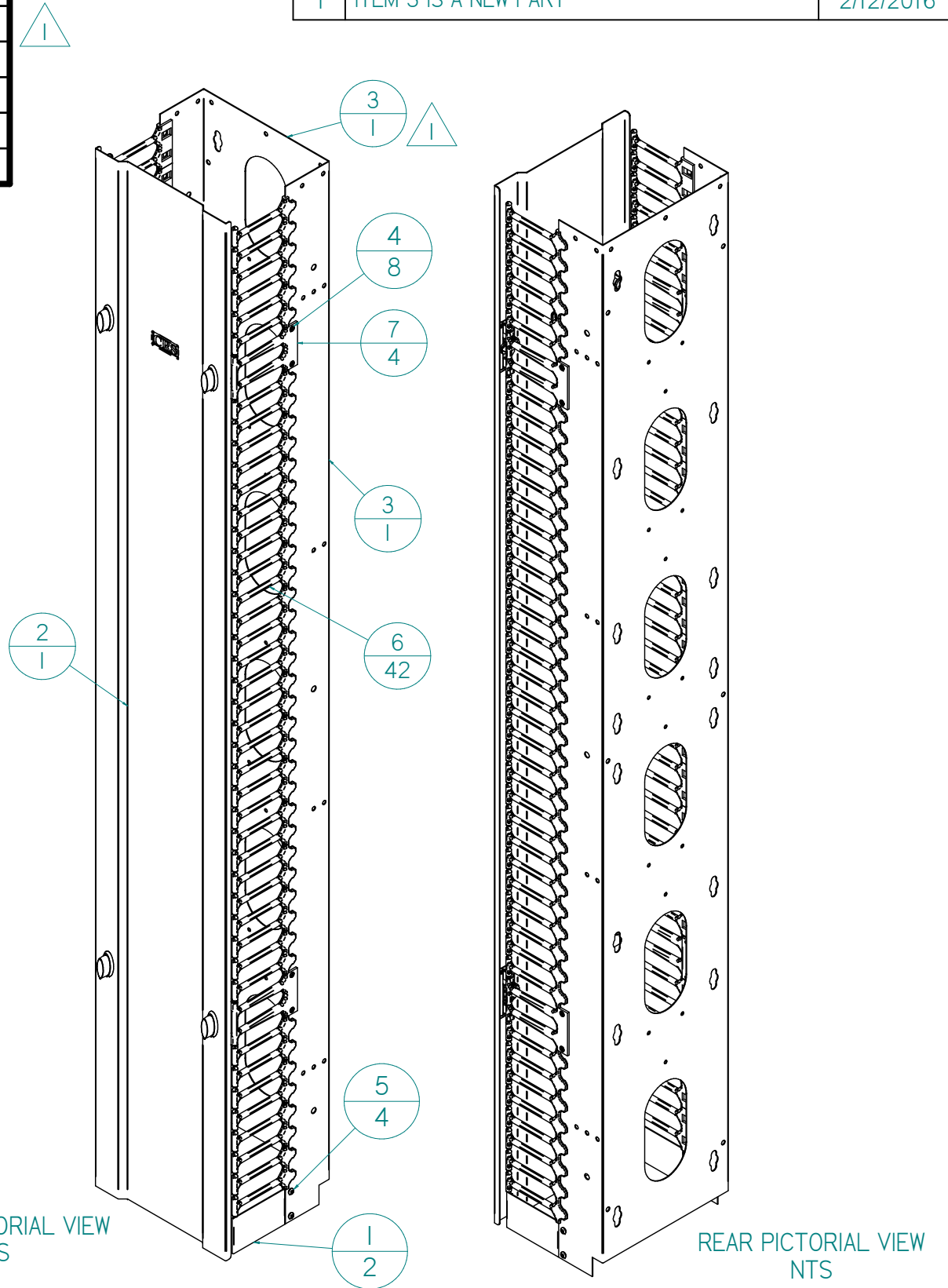
REV.	REVISION HISTORY	DATE
0	FIRST PRODUCTION RELEASE	30/05/2014
1	ITEM 3 IS A NEW PART	2/12/2016



FRONT VIEW I:12



RH SIDE VIEW I:12



FRONT PICTORIAL VIEW NTS

REAR PICTORIAL VIEW NTS

ALL DIMENSIONS EXTERNAL UNLESS NOTED OTHERWISE

 WWW.CR SOLUTIONS.COM.AU FLAT PATTERN DISCLAIMER AS INDIVIDUAL MANUFACTURERS TOOLING MAY VARY WIDELY IT IS THE MANUFACTURERS RESPONSABILITY TO DETERMINE CORRECT FLAT SIZES OR WHETHER THE SUPPLIED FLAT DIMENSIONS ARE ACCURATE.	DRAWN BY: INITIAL CHECKED BY: INITIAL	TOLERANCES TOLERANCES SET BY NUMBER OF DECIMAL PLACES. ie: 1 decimal - 0.0 = +/- 0.5mm 2 decimals-0.00 = +/- 0.15mm ANGLES +/- 0.5 deg. ○ DENOTES CRITICAL DIMENSION	MATERIAL: SEE B.O.M FINISH: SEE P.O FOR COLOUR
	SHEET 1 OF 1 AS 1100	DRAWING NO. CRS-5336	PROJECT: F.U.O ALL OPEN PATCHING RACKS FILENAME: CRS-5336_EXTN00300LGFNGR0CTNEWVR-ASSY.asm
TITLE: VERTICAL CABLE MANAGER 45RU 300 WIDE EXTENDED FINGERS & NEW COVER ASSY		REV. 1	DATE 5/12/2016