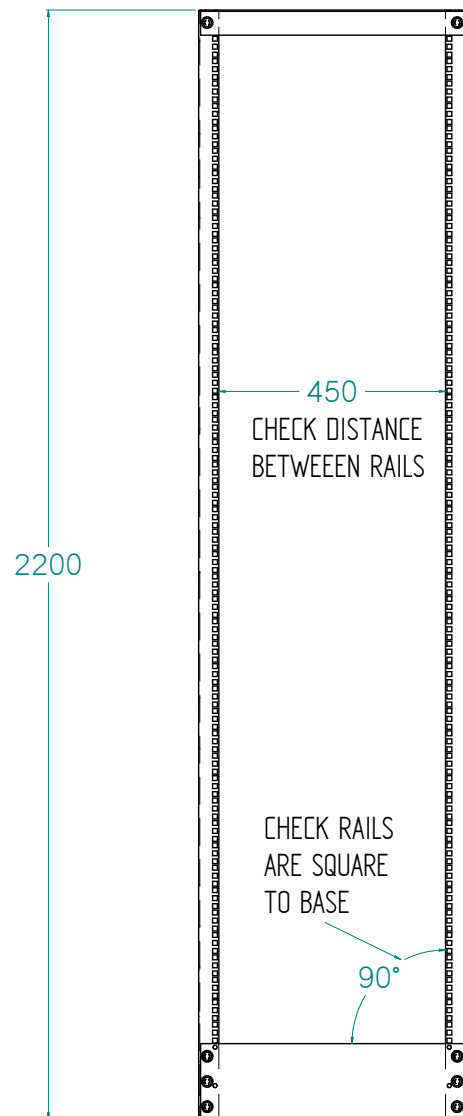
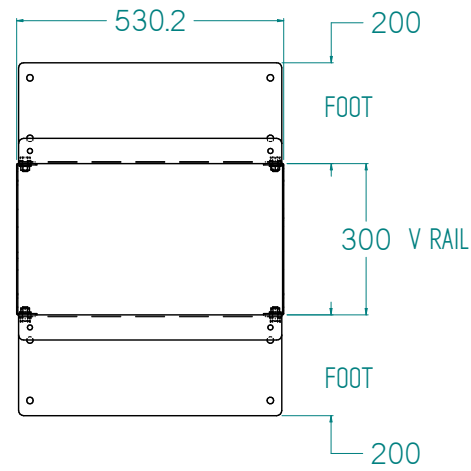
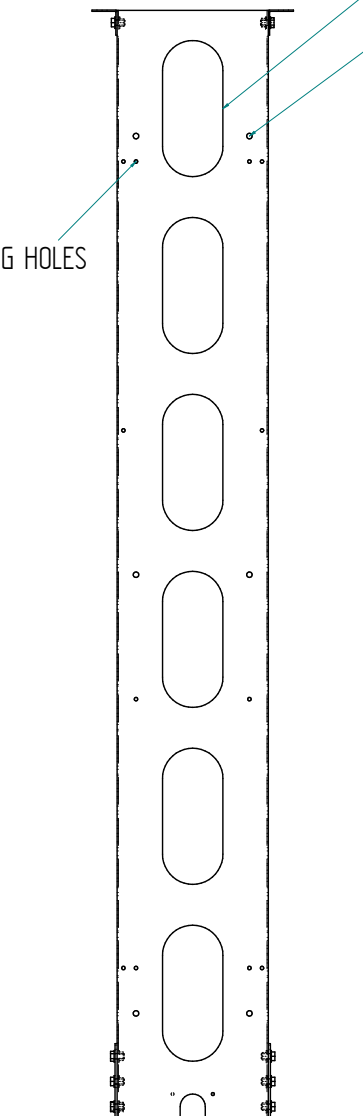


REV.	REVISION HISTORY	DATE
0	FIRST PRODUCTION RELEASE	10/03/2014
1	Foot CRS-2447 WAS CRS-1303	02/06/2014



FRONT VIEW
1:15



CABLE PASS THROUGH SLOTS
LARGE CABLE MAMAGER
FIXING HOLES

SMALL CABLE
MANGER FIXING HOLES

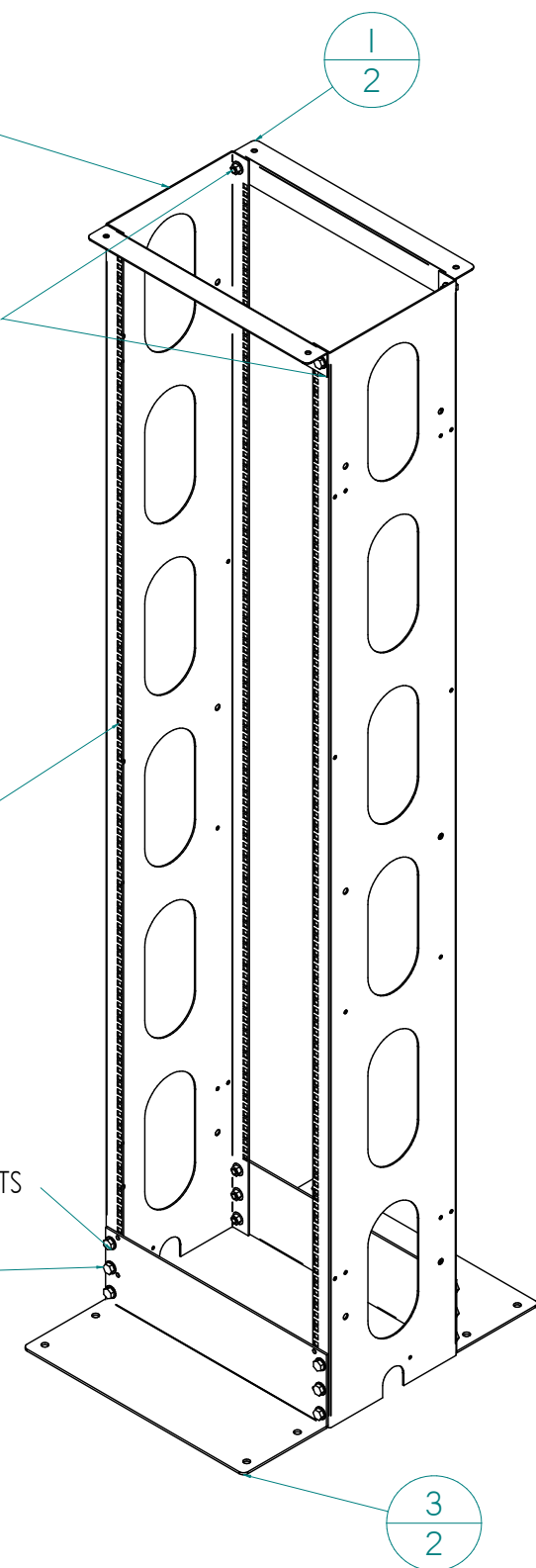
Item	Document Number	Rev.	Title	Material	Quantity
1	CRS-1302	3	TOP TIE LABRACK 19"	2.50 M.S	2
2	CRS-1450	0	45 RU X 300D VERTICAL RAIL PATCHRACK	2.5 M.S	2
3	CRS-2447	2	BOTTOM CROSS DOUBLE PATCHRACK	4.0 MS	2
4*	M10 X 20	-	HEX HEAD SCREW - HEX NUT- 2 WASHERS ZP	M.S ZP	16

USE 4 OFF M10 X 20
HEX SCREW ZINC PLATED
AND M10 HEX NUTS ON INSIDE

AFFIX RACK UNIT LABELS
TO ONE SIDE ONLY

USE 12 OFF M10 X 20
HEX SCREW ZINC PLATED
WITH WASHER ON INSIDE
ONLY - AND M10 HEX NUTS
ON INSIDE

4
16



3
2

CRS	DRAWN BY:	INITIAL	TOLERANCES TOLERANCES SET BY NUMBER OF DECIMAL PLACES. ie: 1 decimal - 0.0 = +/- 0.5mm 2 decimals-0.00 = +/- 0.15mm ANGLES +/- 0.5 deg. ○ DENOTES CRITICAL DIMENSION	MATERIAL	FINISH
	CHECKED BY:	INITIAL		PROJECT	SATIN BLACK POWDERCOAT
FLAT PATTERN DISCLAIMER AS INDIVIDUAL MANUFACTURERS TOOLING MAY VARY WIDELY IT IS THE MANUFACTURERS RESPONSABILITY TO DETERMINE CORRECT FLAT SIZES OR WHETHER THE SUPPLIED FLAT DIMENSIONS ARE ACCURATE		SHEET 1 OF 1 AS 1100		DRAWING NO. CRS-1300	
THIS DRAWING AND ALL INFORMATION AND DESIGNS WITHIN ARE THE PROPERTY OF C R S . THE USE OF THE DESIGNS , COPYING IN WHOLE OR PART IS FORBIDDEN WITHOUT THE WRITTEN PERMISSION OF C R S . COPYRIGHTS RESERVED.		TITLE 45RUX300D-2POST ASSY		FILENAME: CRS-1300_45RUX300D-2POST ASSY.dwg	A3
				REV. 1	DATE 11/04/2015

ALL DIMENSIONS EXTERNAL UNLESS NOTED OTHERWISE